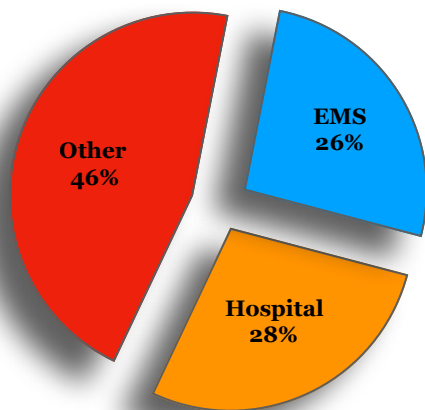
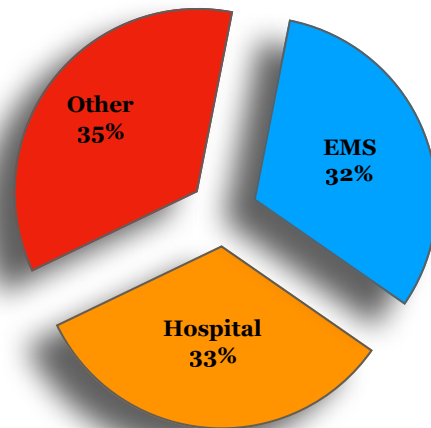


SIM-MT Activity Report July 2017 - June 2019

	EMS	Hospital	Other	Total
Central Participants	789	502	1198	2,489
Western Participants	394	503	1038	1,935
Hiline Participants	228	511	263	1,002
<b>Total Participants</b>	<b>1,411</b>	<b>1,516</b>	<b>2,499</b>	<b>5,426</b>
	EMS	Hospital	Other	Total
Central Events	43	34	52	129
Western Events	36	29	41	106
Hiline Events	16	37	13	66
<b>Total Events</b>	<b>95</b>	<b>100</b>	<b>106</b>	<b>301</b>

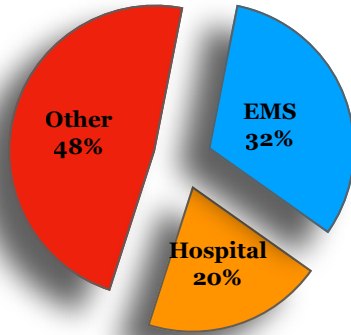


*Total Participants by group*

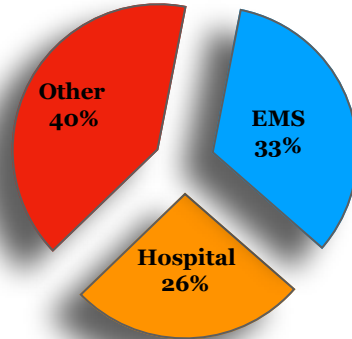


*Total Events by group*

**Central Team**

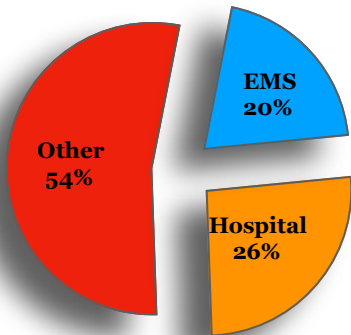


*Central Team Participants by group*

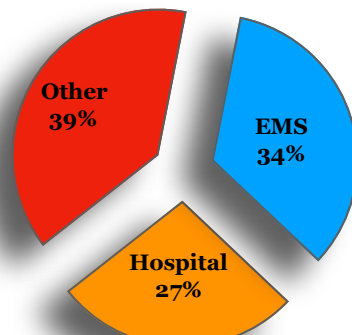


*Central Team Events by group*

**Western Team**

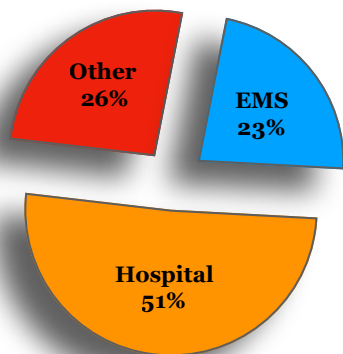


*Western Team Participants by group*

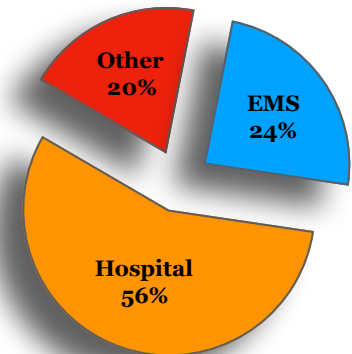


*Western Team Events by group*

**Hiline Team**



*Hiline Team Participants by group*



*Hiline Team Events by group*